



TRG Talk: **VIRTUAL**

Topic: How to Consolidate reports in SunSystems

10:00 - 10:30 (GMT+7) | Monday 29th June 2020

ON ZOOM



Ahmed Hussien
Application consultant
TRG International




Event will be conducted in English

Who am I?

- Ahmed Hussien – Application Consultant
Ahmed.Hussien@trginternational.com
- 20 years in SunSystems Projects & Deliveries
- TRG has 100+ TRGers in multiple cities and countries
(Vietnam / Singapore / USA / UK / Egypt / Malaysia /
Kenya / Pakistan / Uzbekistan / Philippines / Thailand)

Agenda



What are SunSystems Financial report writers?



The Differences between SunSystems Financial Reports Writers



Financial Analysis Features



Financial Statement Features



Financial Table Features






Demo



Q&A

What are SunSystems Financial Report Writers?

- SunSystems Financials provides three financial report writers: Financial Analysis, Financial Statements and Financial Tables. Each offers a variety of features that assist you in preparing financial reports.
 - Financial Analysis. 
 - Financial Statements. 
 - Financial Tables. 



The Differences between SunSystems Financial Reports Writers

F. Analysis



- Quick and easy
- Provides an analysis or view of Financials information, selected and sorted to your specification.
- Used primarily for internal reporting

F. Statement



- Provides more control over the presentation of your report.
- It is used mainly for management information such as profit and loss, balance sheet, and similar reports

F. Tables



- Like the Financial Statements report writer.
- Allowing more flexibility in specifying the contents of the columns on a report. A Financial Table can be likened to a matrix.



Financial Analysis Features



- Financial Analysis is fulfilling internal month end reporting requirements.
- You can use Financial Analysis to produce sales or expense reports, job costing information, and other reports using the analysis structure you have established in your ledger.
- Three level codes control the report sequence and totaling.
- A report can have up to 12 columns allowing you to show figures for different time scales, for budgets and so on
- An analysis report can draw together data from up to 30 Business Units. This allows you to *consolidate* different parts of your business. You can also apply currency exchange rates to this consolidation process



Financial Analysis Consolidation



- Financial Analysis Layouts
- Financial Reports Column Headings
- Financial Analysis Consolidation
- Financial Statement Rows
- Financial Table Columns

- Filter
- Filter/Sort
- Columns
- Options

Print Control

Data Access Group

Document Format Code

Transfer File Format

Preferences

- Report Transactions
- Report Codes
- Consolidate
- Wide Columns
- Exclude Zero Value Rows
- Notify If Held Journals
- Sort

Financial Statement Features



- Financial Statement provides most of the monthly, management reporting, including profit and loss statements, balance sheets, and so on.
- Financial Statements allows you to pick and choose individual account adding some together while showing others individually.
- Rather than defining the format of the report you can define the line by line content and totaling of the report.
 - You can select a single account, or range of accounts, to be printed on each line.
 - You can also restrict the transactions selected for the accounts using selection criteria.
- Financial Statement **consolidates** an unlimited number of business units, each can have different chart of accounts codes and analysis codes. Each line can be present as sum as separate lines on the report



Financial Statement Features



Financial Reporting | Financial Reporting | Financial Analysis Consolidation | **Financial Statement Rows** | Financ

Number

General | Options

Include/Exclude

- Apply To Total Without Printing
- Include If Credit
- Exclude If Credit
- Include If Debit
- Exclude If Debit
- Include All

Additional Business Unit

Business Unit
 ...

Financial Table Features



- In the Financial Tables report you can make detailed selections for each column as well as making selections about what is contained in each line of the report.
- Financial Tables must report by account code. However, the account codes can be reported either in the rows or in the columns of the report.
- Financial Tables defines the **consolidation** requirements in Columns . Subsidiary ledger information can be added to the main ledger details within one column or shown as separate columns.
- The chart of accounts and analysis code structures can be different. The number of ledgers to be consolidated in one report is limited by the maximum of 50 column codes in any table



Financial Table Features



Financial Reporting | Financial Reporting | Financial Analysis Consolidation | Financial Statement Rows | **Financial Table Columns** | |

Column Number

General | **Filter** | Formula | Options

Selection Criteria

Column Basis

Selection 1

Selection 2

Selection 3

Actual/Budget

Ledger Code

Subsidiary Ledger

Business Unit

Q&A



Ahmed.Hussien@trginternational.com